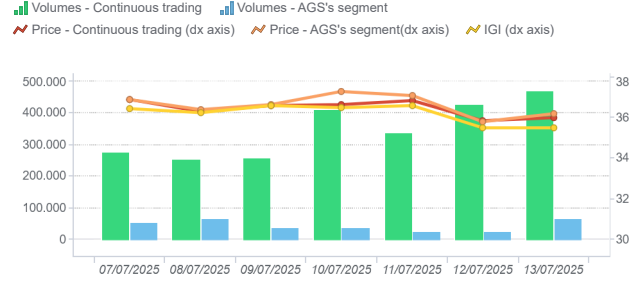


Day-Ahead Gas Market (MGP-GAS)

	Average price (€/MWh)	Change Price	Minimum price	Maximum price	Total Volumes (MWh)	Volumes change	Daily product	WE Product
Continuous trading	36,34	-2,5%	34,75	38,00	2.407.440	-0,9%	1.664.448	742.992
AGS's segment	36,62	-2,2%	35,82	37,30	290.472	-20,0%	Purchases SRG (MWh): 290.472	Sales SRG (MWh): 17.832

MGP- Volumes (MWh) and Price (€/MWh)



Intra-Day Gas Market (MI-GAS)

	Average price (€/MWh)	Change Price	Minimum price	Maximum price	Total Volumes (MWh)	Volumes change	Purchases SRG (MWh)	Sales SRG (MWh)
Continuous trading	36,46	-3,9%	33,01	41,50	689.232	-26,1%	-	-
AGS's segment	-	-	-	-	-	-	-	-

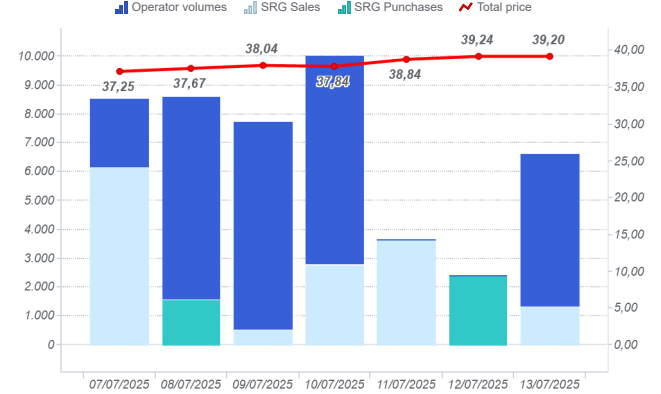
MI - Volumes (MWh) and Price (€/MWh)



Market for the trading of gas stored (MGS-GAS)

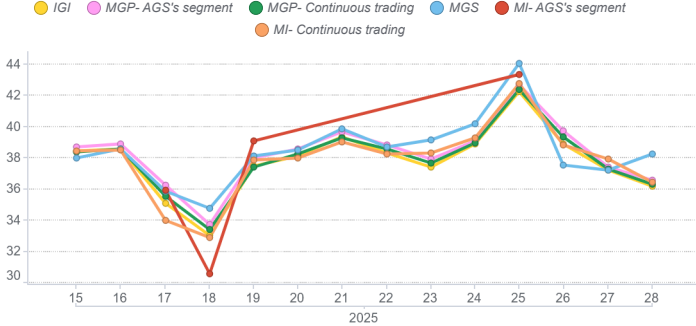
		Week 27	Week 28
Price €/MWh (1)	Stogit	37,24	38,30
	Stogit Adriatica	-	-
	Total	37,24	38,30
Volumes MWh	Stogit	135.834	47.314
	Stogit Adriatica	0	0
	Totale	135.834	47.314
	Purchases	22.853	3.868
SRG. Activity MWh	Balancing (2)	22.853	3.868
	Other purchases (3)	-	-
	Sales	7.831	14.234
	Balancing (2)	7.831	14.234
	Other purchases (3)	-	-

Market for the trading of gas stored (MGS-GAS)

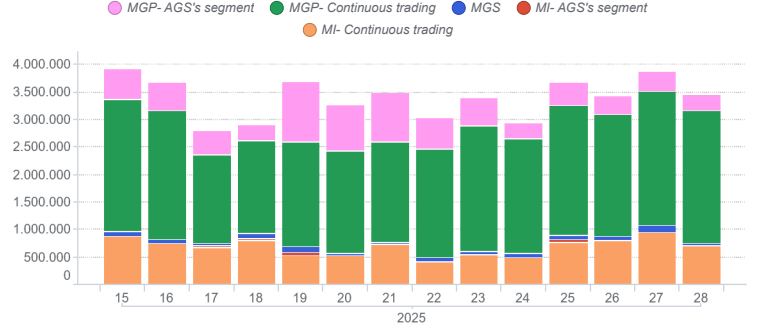


1) The Total price is calculated as a weighted average price for the total volumes exchanged in each storage system.
 2) To securely manage any expected deviations between overall network injections and withdrawals pursuant to Art. 2.5 of Annex A, AEEGSI's Resolution 312/2016/R/g.
 3) Stored gas trades by Snam Rete Gas (SRG) not included in "Balancing"

Prices (€/MWh)



Volumes (MWh)



Forward Gas Market (MT-GAS)

Prodotto	Minimum price (€/MWh)	Maximum price (€/MWh)	Check price*	Check price change (%)	Trades	Volumes (MWh/g)	OTC Registrations	OTC Volumes	Volumes Tot	Change %	Open position (MWh)*	Open position (MWh/g)*
BoM-2025-07	-	-	38,86	-	0,00	0,00	0,00	0,00	0,00	-	0,00	0,00
CY-2026	-	-	40,95	-	0,00	0,00	0,00	0,00	0,00	-	0,00	0,00
M-2025-08	-	-	38,29	-	0,00	0,00	0,00	0,00	0,00	-	0,00	0,00
M-2025-09	-	-	39,09	-	0,00	0,00	0,00	0,00	0,00	-	0,00	0,00
M-2025-10	-	-	37,99	-	0,00	0,00	0,00	0,00	0,00	-	0,00	0,00
Q-2025-04	-	-	39,17	-	0,00	0,00	0,00	0,00	0,00	-	0,00	0,00
Q-2026-01	-	-	39,58	-	0,00	0,00	0,00	0,00	0,00	-	0,00	0,00
Q-2026-02	-	-	36,39	-	0,00	0,00	0,00	0,00	0,00	-	0,00	0,00
Q-2026-03	-	-	36,32	-	0,00	0,00	0,00	0,00	0,00	-	0,00	0,00
SS-2026	-	-	37,28	-	0,00	0,00	0,00	0,00	0,00	-	0,00	0,00
WS-2025/2026	-	-	39,31	-	0,00	0,00	0,00	0,00	0,00	-	0,00	0,00

*Referred to the last session of the week